







AFSCME December 2023 Jobs Update

January 5, 2024

National Labor Market	Unemployment Claims	State and Local Job Openings & Hires
<p>Jobs Gained in Dec. +216,000 <i>Above Forecast</i></p> <p>Unemployment Rate 3.7% <i>(+0.0 percentage points)</i></p> <p>Trend </p>	<p>Weekly Initial Claims 202,000 (12/30/23) <i>-19,000 vs. one month ago</i></p> <p>Trend </p>	<p>Openings in Nov. 851,000 (+2.9%)</p> <p>Hires in Nov. 331,000 (-2.9%)</p> <p>Trend </p>

State & Local Government	State Government	Local Government
<p>+45,000 Jobs in Dec. +22,000 Jobs vs. 2/20</p> <p>Education: +20,900 Jobs in Dec. <i>-61,900 vs. 2/20</i></p> <p>Non-Education: +24,100 Jobs in Dec. <i>+83,500 vs. 2/20</i></p> <p>Trend </p>	<p>+8,000 Jobs in Dec. +9,000 Jobs vs. 2/20</p> <p>Education: +1,700 Jobs in Dec. <i>-33,500 vs. 2/20</i></p> <p>Non-Education: +6,400 Jobs in Dec. <i>+42,200 vs. 2/20</i></p> <p>Trend </p>	<p>+37,000 Jobs in Dec. +13,000 Jobs vs. 2/20</p> <p>Education: +19,200 Jobs in Dec. <i>-28,400 vs. 2/20</i></p> <p>Non-Education: +17,700 Jobs in Dec. <i>+41,300 vs. 2/20</i></p> <p>Trend </p>